

1.5: Patterns


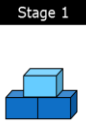




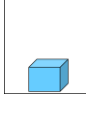


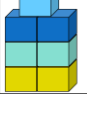




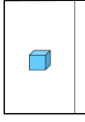
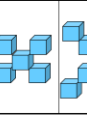













“I WILL ...

Identify and write an equation of a pattern.”

I. Steps

- A. Take the difference between at least two of the different y-coordinates
- B. Determine the pattern by putting it in a chart.
- C. Plug into the formula

III. Model Problems

<p>Ex 1: Determine Stage 0 & Stage 3 and the pattern.</p> <table border="1" style="width: 100%; text-align: center; border-collapse: collapse;"> <tr> <th style="font-size: small;">Stage 0</th> <th style="font-size: small;">Stage 1</th> <th style="font-size: small;">Stage 2</th> <th style="font-size: small;">Stage 3</th> </tr> <tr> <td style="height: 60px;"></td> <td style="height: 60px;"></td> <td style="height: 60px;"></td> <td style="height: 60px;"></td> </tr> </table>	Stage 0	Stage 1	Stage 2	Stage 3					<p>Ex 2: Determine the pattern.</p> <table border="1" style="width: 100%; text-align: center; border-collapse: collapse;"> <tr> <th style="font-size: small;">Stage 0</th> <th style="font-size: small;">Stage 1</th> <th style="font-size: small;">Stage 2</th> <th style="font-size: small;">Stage 3</th> </tr> <tr> <td style="height: 60px;"></td> <td style="height: 60px;"></td> <td style="height: 60px;"></td> <td style="height: 60px;"></td> </tr> </table>	Stage 0	Stage 1	Stage 2	Stage 3					<p>Your Turn: Determine the pattern.</p> <table border="1" style="width: 100%; text-align: center; border-collapse: collapse;"> <tr> <th style="font-size: small;">Stage 0</th> <th style="font-size: small;">Stage 1</th> <th style="font-size: small;">Stage 2</th> <th style="font-size: small;">Stage 3</th> </tr> <tr> <td style="height: 60px;"></td> <td style="height: 60px;"></td> <td style="height: 60px;"></td> <td style="height: 60px;"></td> </tr> </table>	Stage 0	Stage 1	Stage 2	Stage 3				
Stage 0	Stage 1	Stage 2	Stage 3																							
																										
Stage 0	Stage 1	Stage 2	Stage 3																							
																										
Stage 0	Stage 1	Stage 2	Stage 3																							
